


Cam switch, panel-mounted, ŁK40 P



Ordering code

ŁK 40 - \

Mounting

- P01** with legend plate and knob IP41
- P02** yellow legend plate, red knob IP41
- P03** front I (IP65)
- P04** front I yellow-red (IP65)
- P07** front III (IP65), lockable
- P08** front III yellow-red (IP65), lockable
- P09** front II (IP65), long black knob
- P10** front II (IP65), long knob, yellow-red

Assembly number

- 1.825** Disconnecter 0-1 (1 - pole)
- 1.828** Disconnecter 0-1 (2 - pole)
- 2.8211** Disconnecter 0-1 (3 - pole)
- 2.8210** Disconnecter 0-1 (4 - pole)
- 3.8220** Disconnecter 0-1 (5 - pole)
- 3.8210** Disconnecter 0-1 (6 - pole)
- 4.8240** Disconnecter 0-1 (7 - pole)
- 4.824** Disconnecter 0-1 (8 - pole)
- 5.8220** Disconnecter 0-1 (9 - pole)
- 5.822** Disconnecter 0-1 (10 - pole)
- 6.8210** Disconnecter 0-1 (11 - pole)
- 6.821** Disconnecter 0-1 (12 - pole)
- 7.8220** Disconnecter 0-1 (13 - pole)
- 7.822** Disconnecter 0-1 (14 - pole)
- 8.8270** Disconnecter 0-1 (15 - pole)
- 8.827** Disconnecter 0-1 (16 - pole)
- 9.8210** Disconnecter 0-1 (17 - pole)
- 9.821** Disconnecter 0-1 (18 - pole)
- 3.8368** Reversing switch L-0-P
- 3.83139** 2-speed switch
2 separate windings
- 4.8390** 2-speed Dahlander switch
- 7.8538** 2-speed reversing
Dahlander switch
- 4.831** 3-phase starting switch 0-Y-Δ
- 5.8538** 3-phase starting
reversing switch
- 4.883** Voltmeter selector switch
- 2.4414** Rotary disconnecter 0-1
- 2.8445** Control switch 0-1-2-3
- 1.834** Disconnecter 1-0-2 (1 - pole)
- 2.8338** Disconnecter 1-0-2 (2 - pole)
- 3.8380** Disconnecter 1-0-2 (3 - pole)
- 4.8396** Disconnecter 1-0-2 (4 - pole)
- 5.8380** Disconnecter 1-0-2 (5 - pole)
- 6.8380** Disconnecter 1-0-2 (6 - pole)
- 7.8380** Disconnecter 1-0-2 (7 - pole)
- 8.8380** Disconnecter 1-0-2 (8 - pole)
- 9.8380** Disconnecter 1-0-2 (9 - pole)

Current

40 40 A

Components

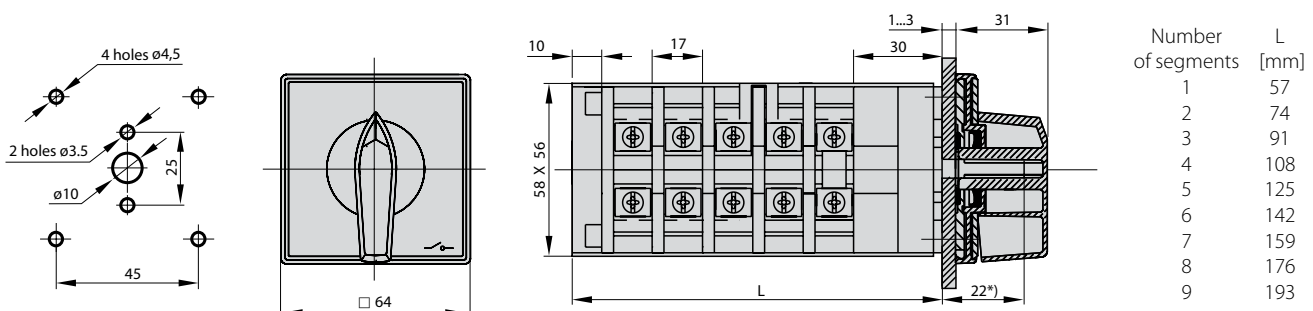
Fronts of cam switches

Front I ŁK-1406

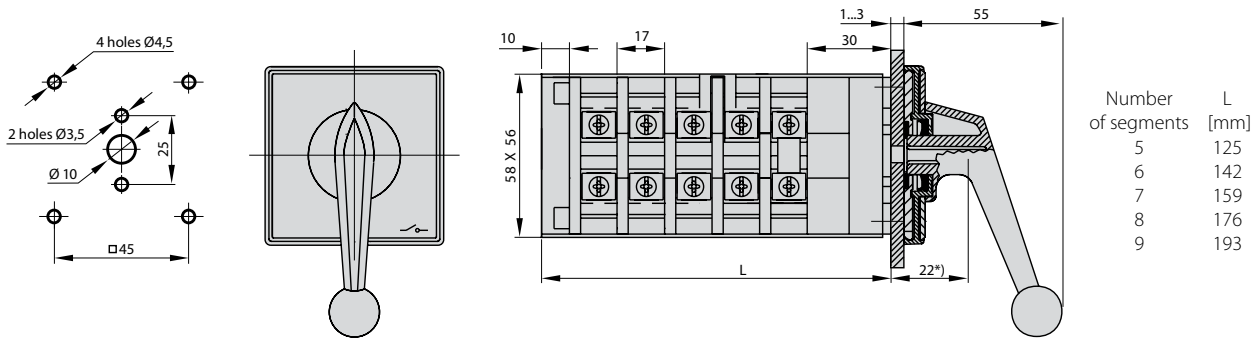
Front II ŁK-1407

Front III ŁK-1408 (padlockable)

Dimensions



* It is possible to increase the length by a multiple of 17 [mm]



* It is possible to increase the length by a multiple of 17 [mm]

Number of segments in the switch

1 ... 9

Technical data (continuous work)

Rated insulation voltage U_i	690 V
Rated withstand impulse voltage U_{imp}	6 kV
Rated continuous current $I_u=I_{th}$	40 A
Rated operational power P_e for AC-3	20 kW (400 V) 14 kW (500 V) 7 kW (690 V)
Rated operational power P_e for AC-4	8 kW (400 V) 5.5 kW (690 V)
Rated operational current I_c for AC-3	38 A (400 V) 21.5 A (500 V) 7.5 A (690 V)
Rated operational current I_c for AC-4	16 A (400 V) 6 A (690 V)
Short-time short-circuit withstand current $I_{cw}(1s)$	0.85 kA
Rated short-circuit making current I_{cm}	1.5 kA
Tightening torque, terminals	2.0 Nm
Mechanical endurance	3.0 mln (transposition cycles)
Ambient temperature	-40 ... +70°C (work) -40 ... +70°C (storage)
Wire gauge	4...10 mm ²
Protection level: PN-EN 60529 to the panel	IP41 IP65
Vibration test (acc. to IEC 60068-2-6)	2...13, 2...100 Hz (frequency) ± 1 mm (acceleration amplitude) ±0.7 g (acceleration amplitude)
Shock test (acc. to IEC 60068-2-27)	15 g (peak acceleration) 11 ms (impulse duration)
Damp heat cyclic test (acc. to IEC 60068-2-30)	55°C (ambient temperature) 95% (relative humidity)
Salt mist cyclic test (acc. to IEC 60068-2-52)	severity 1